

Swift Racing Order Info 2025

Touring Gigs

Ver. 2.13



Moulds & Standard Rigging

If your crew needs riggers with some special specifications, please order the custom rigger option on the order form.

Mould #	GIG201+	GIG403+
Boat type	2x/+3x	4x/+5x
Crew weight - kg	65-95	65-95
Crew weight - lb	143-209	143-209
Length - cm	917	1100
Waterline Beam -cm	66.1	67
Span - sweep	850	850
Work height - sweep	160	160
Lateral pitch - sweep	0	0
Bow 1/2 span - scull	790	790
Stroke 1/2 span - scull	790	790
Bow Work height - scull	165	165
Str Work height - scull	155	155
Bow Lateral pitch - scull	0	0
Str Lateral pitch - scull	0	0

Swift's latest C Gig+ mould "GIG403+", available from March 2025, with all the features you loved, such as stainless keel strips and the possibility to convert to 5x.

Grades /construction

All Swift Gigs share these features;

- "Sandwich" construction (ie. A core material such as honeycomb, coremat, or PVC foam is sandwiched between 2 "skins").
- Use epoxy resin, cured at high temperature.
- Bonded under vacuum.
- Enclosed seat decks for maximum buoyancy (exceed FISA's requirement).

	Elite	Club A	Club B
Overview	For use in top level competition.	Mainly for training purposes, although with only a small weight disadvantage over Elite Plus boats, can still be highly competitive.	Specifically built for training purposes. Quite heavy, but great "work horses". This construction is relatively easy to repair.
Hull	Honeycomb core with kevlar skins.	Coremat core with kevlar skins.	Coremat core with fibreglass skins.
Saxboards	Honeycomb core with kevlar skins, and carbon reinforcing.	Honeycomb core with kevlar skins.	Honeycomb core with fibreglass skin.
Canvas decks	Honeycomb core with kevlar skins.	Coremat core with kevlar skins.	Coremat core with fibreglass skins.
Seat deck	Closed cell PVC foam core with kevlar skins.	Closed cell PVC foam core with kevlar skins.	Closed cell PVC foam core with fibre glass skins.

Stretchers

Gigs are supplied with lightweight carbon and PVC foam sandwich stretchers.
There is a choice between shoes and flexfoot:

	PBR shoes	Active shoes	Swift shoes	Flexfoot
Elite plus	Standard	Standard	Standard	Standard
Club A	Upgrade	Upgrade	Standard	Standard
Club B	Upgrade	Upgrade	Standard	Standard



Bont Rowing shoes

Sizes 36-53 available, but they are smaller than normal, so order 1 or 2 sizes larger.



Active Tools adjustable shoes
2 sizes available: 40-45 and 43-48



Swift Racing shoes

Sizes 37-54 available



Flexfoot

Heel restraints and solid heels for safety, rounded heels for a good fit. Approved by USRowing and British Rowing.

Shoe Sizes

For shoes, the order form needs to be completed with European shoe sizes.
Please use this chart to help you.

Euro	GB	US	JPN
37	4 1/4	4 3/4	22.75
38	5	5 1/2	23.5
39	5 3/4	6 1/4	24.25
40	6 1/2	7	25
41	7 1/4	7 3/4	25.75
42	8	8 1/2	26.5
43	8 3/4	9 1/4	27.25
44	9 1/2	10	28
45	10 1/4	10 3/4	28.75

Euro	GB	US	JPN
46	11	11 1/2	29.5
47	11 3/4	12 1/4	30.25
48	12 1/2	13	31
49	13 1/4	13 3/4	31.75
50	14	14 1/2	32.5
51	14 3/4	15 1/4	33.25
52	15 1/2	16	34
53	16 1/4	16 3/4	34.75
54	17	17 1/2	35.5

Colour options

Standard: main colour is off white, trim colour is black

Custom A: main is off white, trim is a colour other than black - ask distributor about extra cost

Custom B: main is NOT off white, trim is EITHER black or other colour - ask distributor about extra cost

Custom C: all other configurations, such as off white hull, red bow and stern canvas, yellow trim - ask distributor about extra cost



Please note: we use the word "trim" to explain the black parts on the boat . For Gigs that is the joint line of hull and bow & stern decks, and the saxboard lip.

Color & RAL #	Name	Main	Trim	Sticker	Color & RAL #	Name	Main	Trim	Sticker
RAL 9005	Black	No	Yes	White	RAL 5010	Dark blue	No	Yes	White
RAL 9016	Off white	from 2023	from 2023	Black	RAL 5015	Light blue	Yes	Yes	White
RAL 7035	Light grey	until 2023	until 2023	Black	RAL 5012	Aqua blue	Yes	Yes	White
RAL 7036	Medium grey	Yes	Yes	White	RAL 4008	Purple	Yes	Yes	White
RAL 8011	Dark brown	No	Yes	White	RAL 4006	Magenta	Yes	Yes	White
RAL 8002	Medium brown	No	Yes	White	RAL 3015	Light pink	Yes	Yes	White
RAL 6012	Hunter green	No	Yes	White	RAL 3001	Red	Yes	Yes	White
RAL 6001	Kelly green	Yes	Yes	White	RAL 2008	Orange	Yes	Yes	White
RAL 6017	Light green	Yes	Yes	White	RAL 1018	Yellow	Yes	Yes	Black
					RAL 1016	Light yellow	Yes	Yes	Black

PLEASE NOTE :that the colours shown here are only very approximate representations.

If the choice of colour is very important, then you should check the colour using the RAL numbers listed above.

From 2023 we started to use RAL9016 instead of RAL7035 "light grey" for hulls.

Chevrons

(ask distributor about extra cost)

Chevrons need to be ordered on "add notes" page of the order form. All "trim" colours can be used.

All chevrons are 80mm wide, and the angle is 45 degrees.

Bow chevrons point to bow, stern chevrons point to stern. "Chevron1" is closest to the center of the boat.

The photo shows 3 chevrons.

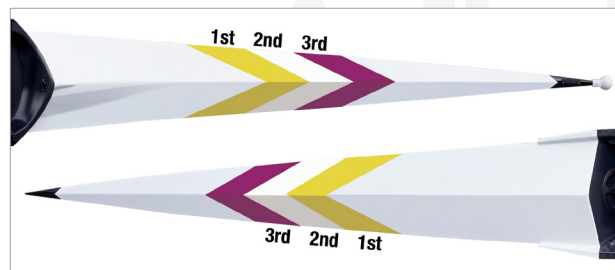
Chevron 1 is yellow, chevron 2 is white, chevron 3 is purple.

Example of how to request chevrons:

I want 3 chevrons on bow and stern.

Bow: 1st: RAL1016, 2nd: RAL9016, 3rd: RAL4006.

Stern: 1st: RAL1016, 2nd: RAL9016, 3rd: RAL4006.



Name on Boat

50mm tall, arial font, in UPPER CASE & lower case. MUST be ordered at the same time as boat.
Ask Distributor about cost.

Electronics

Wiring and speaker only systems can be sent to all countries.

Complete systems only for countries without a Nielsen Kellerman dealer: <https://nksports.com/dealers>

See NK's website for more details of each product: <https://nksports.com/category-all-products>

Cox Box GPS & Cox Box GPS Mini

Option 4# & #5 includes the following:	Part #	Option #	for 4+
Harness Module A Audio (No Rate)	0290	4&5	1
Harness Module M Speaker Extension	0292	4&5	
Loudspeaker 2, Bulkhead	0207B	4&5	2
Wiring bung	/	4&5	10
Wiring fixing Buckle	/	4&5	
Option #12 & #11 includes all parts in option #5, plus the following:	Part #	Option #	for 4+
CoxBox GPS	0110G	12	choose 1
Cox Box Mini Audio Amplifier (comes with a black dial)	0102	11	
Microphone - R2 Connector	0200	11&12	1
CoxBox Standard Charger - US Plug	0202	11&12	
CoxBox GPS/Core Rim Bumper	0111	12	choose 1
Cox Box Mini Bumper	0107	11	

Speed Coach GPS & Speed Coach GPS HR

Option 9 includes the following:	Part #	Option #	all boats
SpeedCoach GPS Model 2 with Training Pack	0183T	9	1
SpeedCoach GPS Bumpers	0189	9	
SpeedCoach GPS & StrokeCoach with Surge Rate Strap Mount (no installation)	0286	9	
SpeedCoach GPS & StrokeCoach with Surge Rate T-bracket Dock	0283	9	optional
Option #10 includes all parts in option #9, plus the following:	Part #	Option #	all boats
SpeedCoach GPS Model 2 Heart Rate Belt (*Compatible w/ 0183T ONLY)	0127	10	1

Stroke Coach Surge

Option 6 only	Part #	Option #	all boats
StrokeCoach with Surge Rate (includes quick wrap dock)	0125	6	1
Stroke/SpeedCoach Bumpers (order minimum one per Coach unit)	0159	6	
SpeedCoach GPS & StrokeCoach with Surge Rate Strap Mount (no installation)	0286	6	
SpeedCoach GPS & StrokeCoach with Surge Rate T-bracket Dock	0283	6	optional

Seat Type

Club B boats are supplied with moulded plastic seat top.



Seat for **Club B**
(Sea33)

Elite and Club A boats are supplied with lightweight carbon seat tops.



A. Single action type with bearings, height adjustable.
(Sea2)




B. Double action type
(add extra 220g per seat)
(SeaD1)

Wave Break

There is an option with Gigs to have an additional wave break that can be easily screwed to the boat's normal wave break - ask distributor about extra cost.

This gives some extra protection from big waves.



Rigger Type

See following page for a full explanation of different rigger types: <https://swiftracing.com/touring-gigs-riggers/>

Notes about Riggers

Our riggers are made from high grade aluminium, welded to the optimum design and hard anodised for a long lasting finish.

All are adjustable for span, work height and pitch.

We guarantee the accuracy of our span, work height and pitch, see website for details.

GIG403+ mould uses only our aluminium stern wing riggers - heavy duty.

GIG201+ has a choice of the following riggers:

Aluminium Euro riggers

A traditional design with 3 stay frames for scull and sweep plus adjustable backstays. Side mounted.

“Ali Back” riggers

A lightweight 2 stay design with C bracket to hold the pin, very efficient at transferring power to boat speed. Side mounted.

Aluminium stern wing riggers

Scull and sweep riggers using aerofoil profiles, for use with backstays, mounted over the foot stretcher.

Aluminium stern wing riggers – heavy duty

Scull riggers using a heavy duty aerofoil profile, for use without backstays, ideal for lower ability crews and recreational rowing, mounted over the foot stretcher.

From January 2013 we started to use a new design for our wing riggers, welding the aerofoil pipes "inside" of the feet (the part that connects to the boat).

At the same time, we added a backstay to the scull wing, and made the aerofoil pipe smaller and lighter, so that the total weight did not increase.

This reduced the flex of the rigger and pin to almost zero.

However, we know that some customers (especially for 1x), prefer not to have backstays, so we again offer an ali wing rigger that will not use backstays.

They use a bigger and heavier aerofoil pipe., and we are calling them "heavy duty".

New mould GIG403+ only available with heavy duty wing riggers. Possibility to move the riggers forwards and backwards for perfect trim.

All measurements are in millimeters or degrees. $\pm 3\text{mm}$, ± 0.3 degrees is the margin of error we work to.

Span and work height are calculated:

- From the boat's center line, when the pin is in the MIDDLE position of the rigger block.
- When the oarlock is vertically in the MIDDLE position of the pin.
- When EURO riggers are fixed to the boat in the MIDDLE of the 3 possible positions.
- When Ali Back riggers are fixed to the boat in the MIDDLE of the 2 possible positions.
- From the curve around the hole in the seat top to the sill of the oarlock.

All rigger types are adjustable for work height and span.

	Work height adjustment				Work height adjustment Total	Span adjustment per rigger
	by pin washers	by 10mm spacers	by rigger height	by height wedge		
Euro scull	$\pm 18\text{mm}$		$\pm 8\text{mm}$	$\pm 10\text{mm}$	$\pm 36\text{mm}$	$\pm 40\text{mm}$
Euro sweep	$\pm 18\text{mm}$		$\pm 8\text{mm}$	$\pm 10\text{mm}$	$\pm 36\text{mm}$	$\pm 20\text{mm}$
Ali wing scull heavy duty	$\pm 18\text{mm}$	+10mm			+28, -18mm	$\pm 40\text{mm}$
Ali wing sweep	$\pm 18\text{mm}$	+10mm			+28, -18mm	$\pm 20\text{mm}$
Ali back scull	$\pm 18\text{mm}$		$\pm 6\text{mm}$	$\pm 20\text{mm}$	$\pm 34\text{mm}$	$\pm 38\text{mm}$
Ali back sweep	$\pm 12\text{mm}$		$\pm 6\text{mm}$	$\pm 20\text{mm}$	$\pm 28\text{mm}$	$\pm 19\text{mm}$

EURO and Ali Back riggers have some work height adjustment by changing the height that rigger is attached to the boat.

EURO and Ali Back riggers have some work height adjustment using Swift's "Rigger height wedges", Prod# Rig11.

Wing riggers have +10mm extra work height adjustment with Swift's "10mm spacers", Prod# Rig33 (1 set supplied as standard).

Quick Release (QR) parts **cannot** be used on Gigs.

The Ali Back riggers are adjustable for lateral pitch.

For Ali Wing and EURO riggers, lateral pitch can be easily adjusted with our pin wedges, Rig10A (1 degree wedges supplied as standard).


Recess handle for CGig4+

4 pairs of recess handle in the cockpit of mould GIG403+.



Low "Step-in" design for CGig4+

Low "step-in" design for mould GIG403+.



Trestle

Steel trestles
(large for 4s & 8s)



Aluminium trestles
(large for 4s & 8s)



Boat Weights

The final weight of each boat depends upon the following:

Grade:

Elite is the lightest, followed by Club A, then Club B.

Rigger type:

Ali Back riggers are the lightest, then Euro riggers, and Ali Wing are the heaviest.

	Elite		Club A		Club B	
Touring gigs 2x/+	Scull	Sweep	Scull	Sweep	Scull	Sweep
Boat with Ali Wing rigger	55.5 (122lbs)	53.5 (118lbs)	59 (130lbs)	57 (125.5lbs)	64 (141lbs)	62 (136.5lbs)
Increase for 3x	4 (9lbs)	n/a	4 (9lbs)	n/a	4 (9lbs)	n/a
Touring gigs 4x/+	Scull	Sweep	Scull	Sweep	Scull	Sweep
Boat with Ali Wing rigger	77 (169.5lbs)	73 (160.5lbs)	84 (185lbs)	80 (176lbs)	93 (204.5lbs)	89 (196lbs)
Increase for 5x	4 (9lbs)	n/a	4 (9lbs)	n/a	4 (9lbs)	n/a

If weight is an important point for you, please tell us your order details and we will guarantee the final boat weight for you.